



Get an Office 365 experience your users will love

Office 365 can transform your business, but only if your network is up to the task.

Here's what Microsoft recommends.

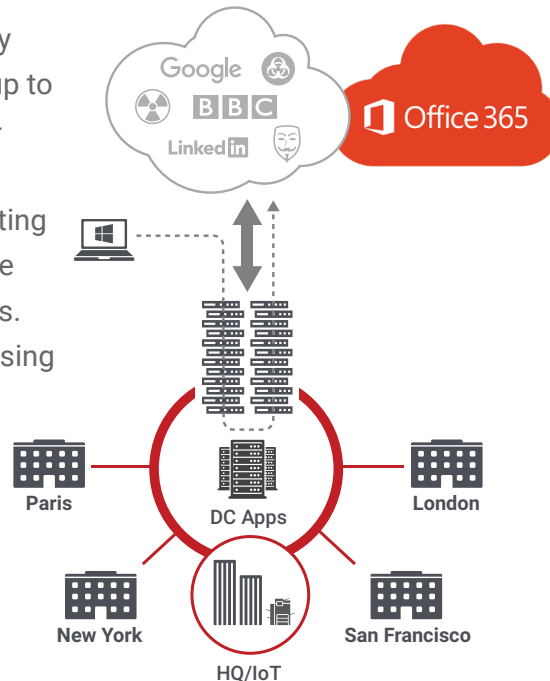


Office 365 performance starts with rethinking the network

Office 365 is unlike any SaaS application before it. Its connection-hungry and latency-sensitive apps will lay waste to the best-planned traditional network. Why? Hub-and-spoke networks can't deliver the user performance requirements needed to be productive, and they significantly drive up project costs.

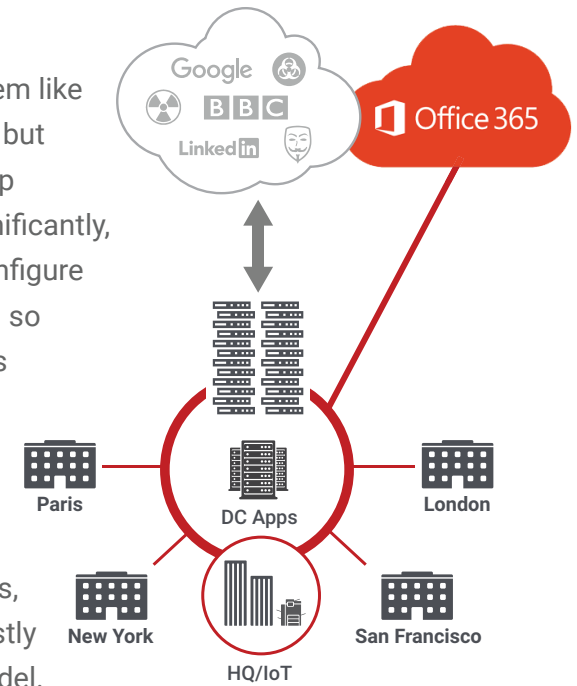
The hub-and-spoke network problem

Office 365 apps open many concurrent connections—up to a dozen or more per user—which overwhelms MPLS links and appliances, resulting in a terrible user experience and driving costly upgrades. And if you're planning on using productivity apps like SharePoint and Skype, their performance may be impeded by the latency added by centralized gateways.



The ExpressRoute challenge

Using Office 365 with ExpressRoute may seem like a reasonable solution, but ExpressRoute drives up deployment costs significantly, and it's complex to configure and manage. So much so that Microsoft requires an in-depth customer review process of up to six months before use. And as your Office 365 traffic grows, you're stuck with a costly bandwidth scaling model.



What does Microsoft recommend for Office 365? Direct internet connections.

For the best user experience, Microsoft recommends **direct-to-internet**. Here are the four principles that describe it.

1 Identify and differentiate Office 365 traffic

From the Office ProPlus, to SharePoint, to Skype—you need to understand which apps you're using and how much bandwidth they consume. This is the traffic you must optimize separately from other traffic.




2 Egress network connections locally

Send all your Office 365 app traffic directly to the internet locally and don't route it through a central gateway. This reduces latency and MPLS costs, and provides the best performance for users.



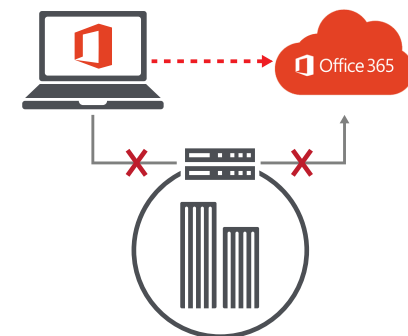
3 Assess bypassing proxies

For Office 365 traffic, Microsoft recommends bypassing your security appliances. Such appliances can hinder latency and performance, and can trigger costly throughput upgrades.



4 Avoid network hairpins

Make sure your remote users go directly to Microsoft. VPN hairpins add far too much latency, which kills the user experience.



Use Zscaler to enable your direct connections

Direct internet connections are required for Office 365, but how can you secure them? Direct-to-internet means bypassing your security gateway, yet it's impractical and far too costly to place security appliances at every branch. With Zscaler, you can get fast and secure connections to Office 365 and the internet, without appliances.

For your **Office 365 traffic**

Deliver the best user experience with direct-to-internet.

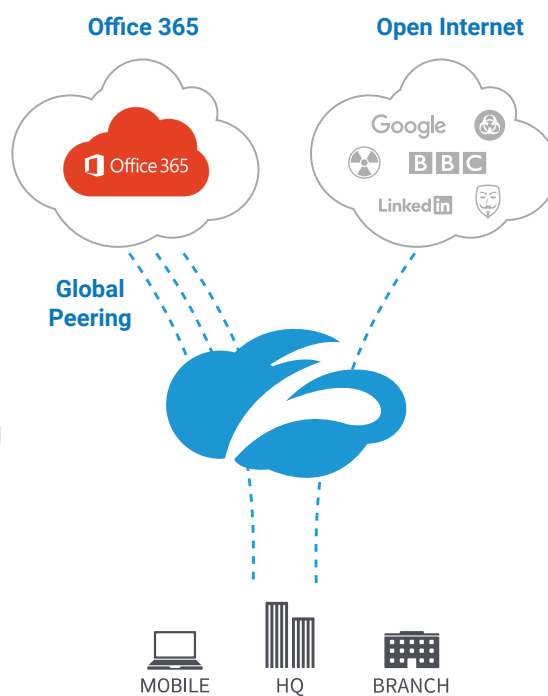
Fully compliant with Microsoft's recommendations for Office 365 connectivity

Get faster connections for Office 365 apps, including latency-sensitive apps like Skype and SharePoint

Scale elastically to user traffic demands and avoid the hassle of bandwidth planning

Easily deployed, requiring no hardware and no costly appliance upgrades

Zscaler



For your **open internet traffic**

Secure the rest of your direct internet traffic with a full security stack that contains firewall, CASB, DLP, sandbox, and more.

Access Control

- Cloud Firewall
- URL Filtering
- Bandwidth Control
- DNS Filtering

Threat Prevention

- IPS and Advanced Protection
- Cloud Sandbox
- Antivirus
- DNS Security

Data Protection

- Data Loss Prevention
- Cloud Apps (CASB)
- File Type Controls

Key features of Zscaler for Office 365



Prioritize Office 365 with bandwidth control and CASB

Take control of your traffic and apps. Prioritize O365 traffic over recreational traffic like YouTube, and allow OneDrive but block Dropbox.




Microsoft Peering

Peering in over 20 data centers globally always delivers the fastest connection, while securing the rest of your direct internet traffic.



One-click configuration

Zscaler automatically tracks and updates Office 365 connection node changes. No more time-consuming firewall changes!



Local DNS—always

No matter where in the world users are located, Zscaler guarantees the shortest connection path to the nearest Microsoft data center.

Optimize your existing Office 365 installation

While Zscaler makes Office 365 deployment a snap, companies already deployed can use Zscaler to help further cut costs and complexity, while increasing the value of their Office 365 service.

Reduce IT costs

ExpressRoute: Save on expensive ExpressRoute charges by going direct on more affordable ISP connections

MPLS: Shield your MPLS backhaul spend from the explosive growth of Office 365 user traffic

Drive IT simplification

Administration: Eliminate the overhead of administering Office 365 connection rules—Zscaler one-click configuration automatically adjusts and implements Microsoft changes for you

Gateway: Zscaler automatically scales with your Office 365 traffic and helps you avoid time-consuming and costly gateway hardware refreshes

Enable productivity

Performance: The Zscaler cloud enables a fast, consistent, and secure direct connection to Microsoft, and it elastically scales to connection demands.

Collaboration: Zscaler Cloud Firewall enables full control across all ports on your direct internet links, which allows you to confidently embrace Office 365's powerful collaboration tools, including low-latency voice and video apps like Skype and Teams



AutoNation

“Zscaler was a complete homerun for us. Zscaler just knocked it right out of the park. With Zscaler, we were able to bring down our footprint to basically just a router and endpoints for 360 branches.”

Ken Athanasiou, CISO and Vice President, AutoNation

With hundreds of retail and corporate locations, AutoNation, America's largest auto retailer and a Fortune 500 company, was looking to deploy Office 365 companywide. They knew that routing Office 365 traffic through their gateway was impractical, and so was deploying stacks of security appliances across all their 360 locations. Resolving to route Office 365 traffic directly over the internet, AutoNation turned to Zscaler to enable fast, secure direct-internet connections.

How AutoNation is maximizing Office 365 with Zscaler

- Great user experience with direct connections, even for Office 365 audio and video applications, like Skype
- Significant reduction in administrative costs, with no need for large capital outlays
- Local DNS provides the fastest connection path no matter the location
- One-click configuration automatically tracks and implements Office 365 connectivity updates
- Office 365 dashboard visibility enables full analysis of traffic usage and patterns
- Zscaler Cloud Firewall provides complete control on direct internet links, across all ports and protocols
- Zscaler Bandwidth Control lets AutoNation prioritize Office 365 traffic and cap or throttle other traffic

Transform to the cloud with Zscaler if you want to

- Improve security while eliminating the cost and complexity of appliances
- Deliver a fast user experience with secure local internet breakouts
- Secure SD-WAN deployments and minimize MPLS costs
- Migrate to Office 365 and public cloud services like Azure and AWS

zscaler.com/Office365

